

Electronic Instruction For Use

NORSE RESCUE® Emergency Blanket



- Provides Emergency Protection in all Weather Conditions
- Reflect 90% Body Heat
- Reusable Waterproof and Windproof
- Compact and Lightweight for Easy Storage



LOT	20220515
MAN	20220510
EXP	20250509

SUNGO Europe B.v.
Olympisch Stadion 24, 1076DE Amsterdam, Netherlands
Tel: +31 (0) 2021 11106 E-mail: ec.rep@sungogroup.com



WUXI EMSRUN TECHNOLOGY CO., LTD
No. 100 Fangbin Road, WUXI city
JIANGSU province, 214000, P.R. Of China
Tel: 0086 510 8241 8838, www.emsrn.com

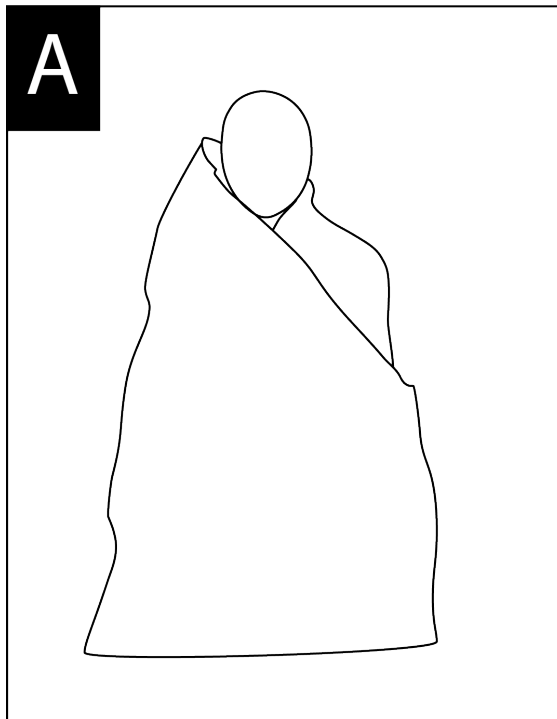


(86)697456774130*210cm5F

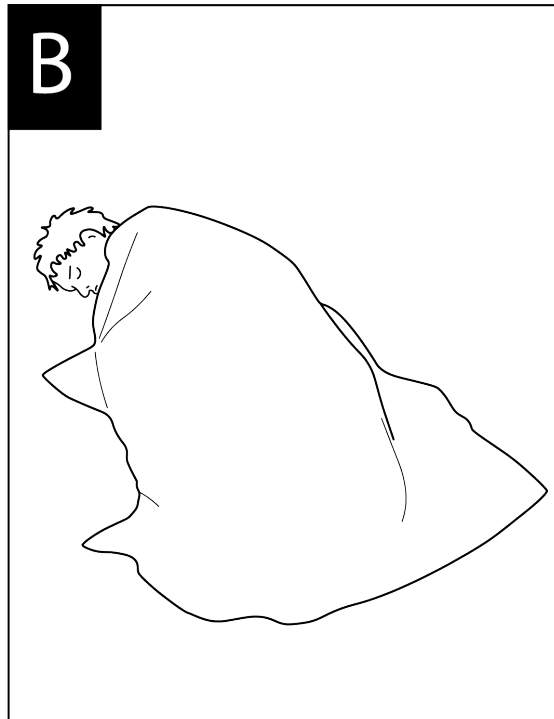


Bulgarian

Инструкция за употреба



Увийте плътно одеялото от фолио около пациента, изправен или седящ. Дръжте ръцете, ръцете и/или краката вътре в одеялото от фолио, за да постигнете максимално задържане на топлина.

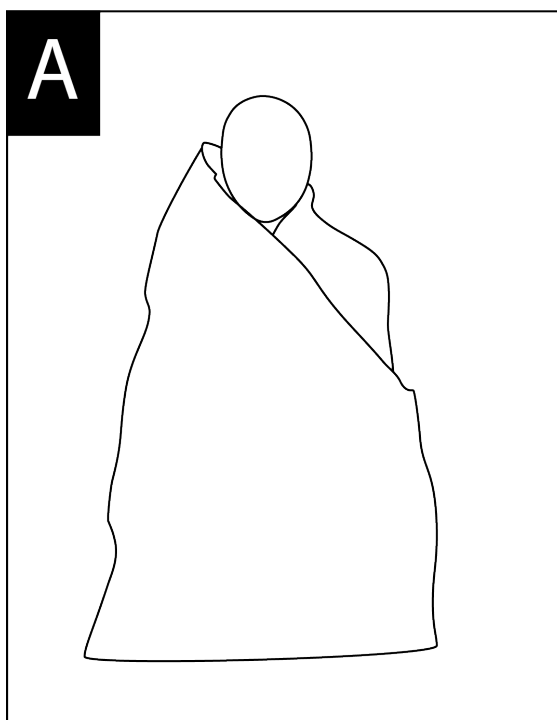


Увийте плътно одеялото от фолио около лежащия пациент. Ако е възможно, поставете одеяло под пациента, за да постигнете максимално запазване на топлината.

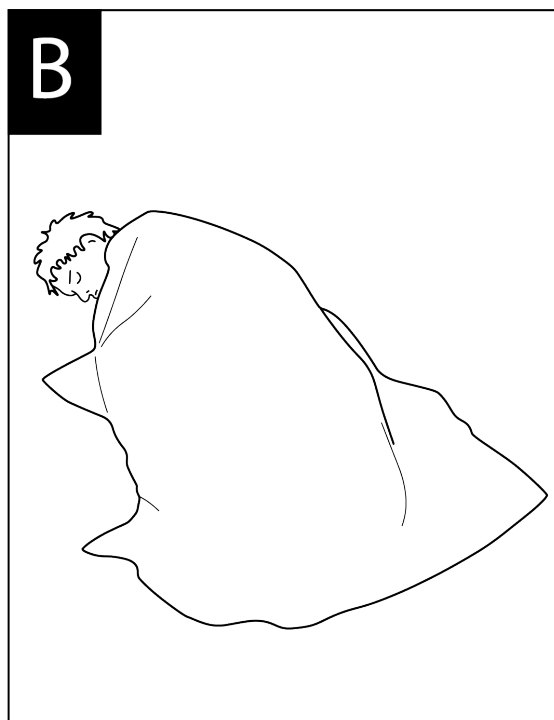


Danish

Brugsanvisning



Vikl folietæppe tæt om patienten, stående eller siddende. Hold hænder, arme og/eller fødder inde i folietæppet for at opnå maksimal varmetilbageholdelse.

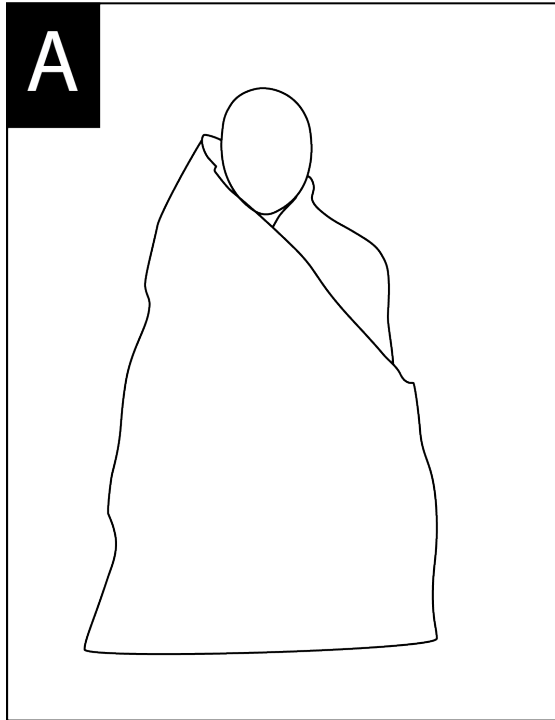


Vikl folietæppe tæt omkring patienten, liggende. Hvis det er muligt, lægges tæppet ind under patienten for at opnå maksimal varmetilbageholdelse.

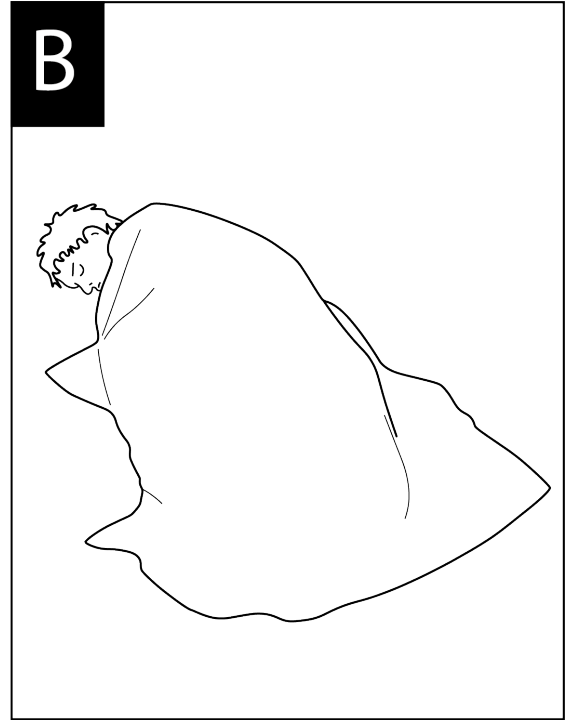


English

Instruction For Use



Wrap foil blanket tightly around patient, standing or sitting. Keep hands, arms and or feet inside the foil blanket to obtain maximum heat retention.

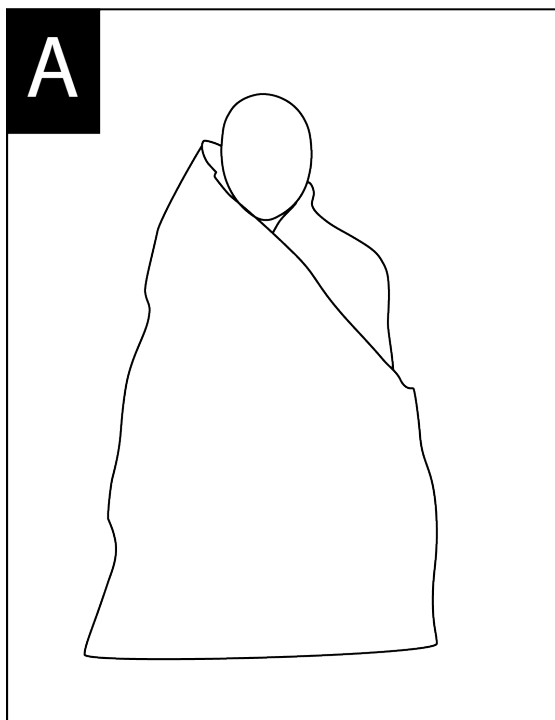


Wrap foil blanket tightly around patient, lying. If possible, tuck blanket underneath patient to obtain maximum heat retention.

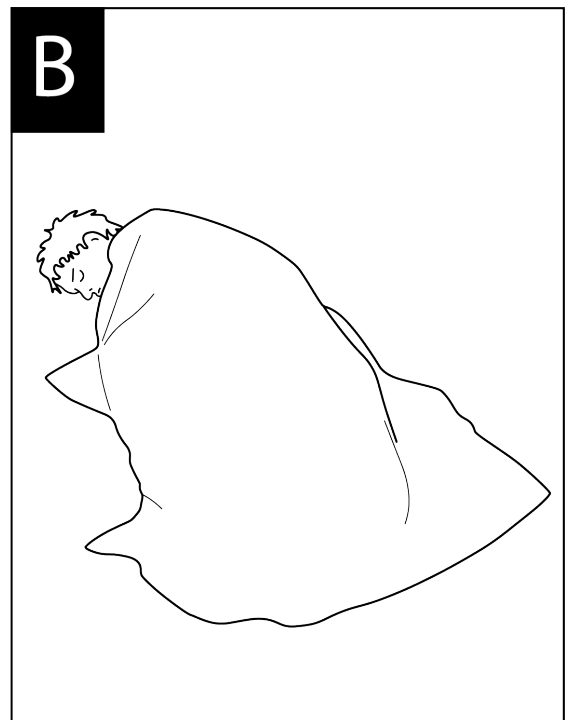


Estonian

Kasutusjuhend



Mähi fooliumtekk tihedalt seisva või istuva patsiendi ümber. Maksimaalse soojuse säilimise tagamiseks hoidke käsi, käsivarsi ja/või jalgu fooliumteki sees.

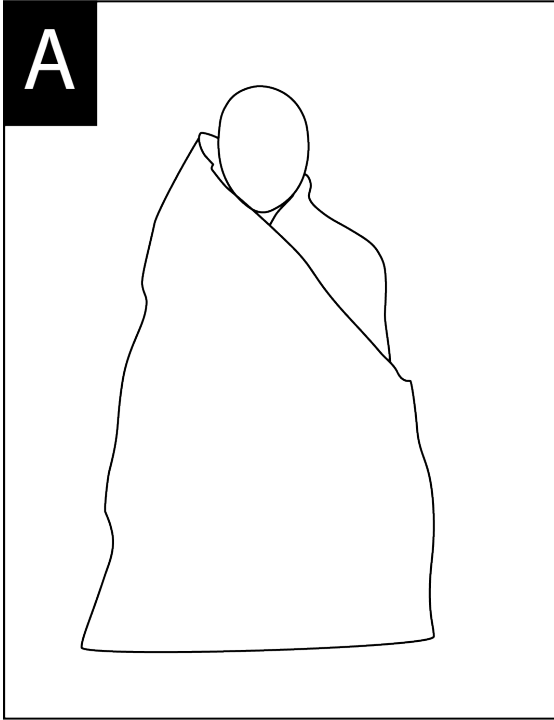


Mähi fooliumtekk tihedalt lamava patsiendi ümber. Võimalusel asetage patsiendi alla tekk, et saavutada maksimaalne soojuse säilimine.




Finnish

Käyttöohje



Kääri foliopeitto tiukasti potilaan ympärille seisoen tai istuen. Pidä kädet, käsivarret ja/tai jalat foliopeiton sisällä parhaan mahdollisen lämmönpidätyksen saavuttamiseksi.

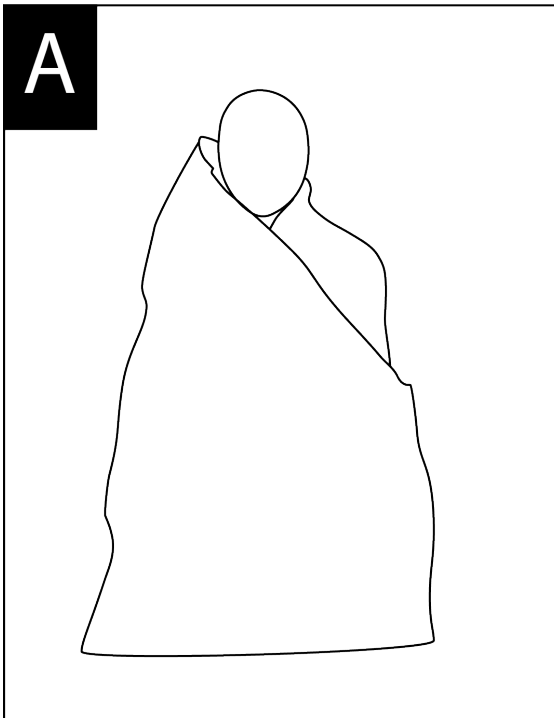


Kääri foliopeitto tiukasti potilaan ympärille makuulle. Jos mahdollista, työnnä peitto potilaan alle, jotta lämpö pysyy mahdollisimman hyvänä.

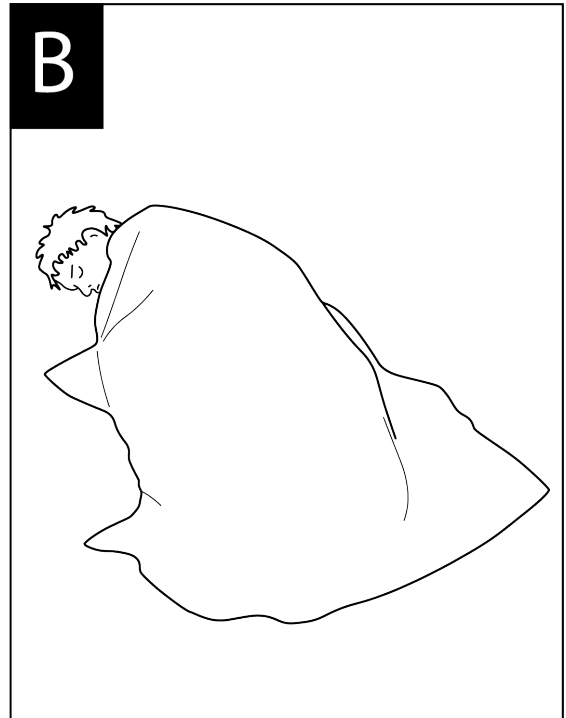


French

Mode d'emploi



Enroulez fermement la couverture en aluminium autour du patient, debout ou assis. Gardez les mains, les bras et/ou les pieds à l'intérieur de la couverture en aluminium pour obtenir une rétention maximale de la chaleur.

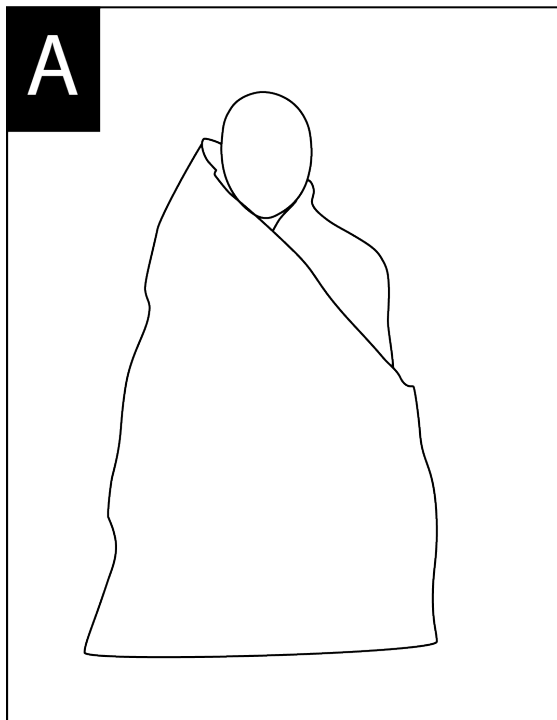


Enveloppez fermement la couverture en aluminium autour du patient, allongé. Si possible, rentrez la couverture sous le patient pour obtenir une rétention maximale de la chaleur.

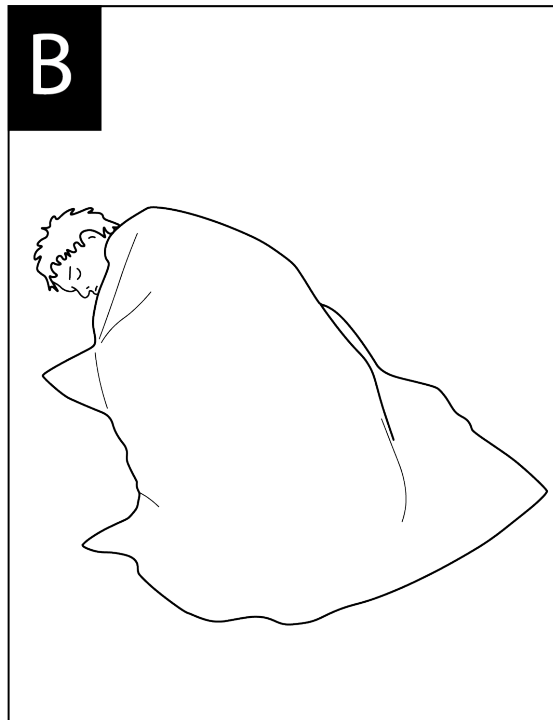


Greek

Οδηγίες Χρήσης



Τυλίξτε την αλουμινόχαρτο σφιχτά γύρω από τον ασθενή, όρθιο ή καθισμένο. Κρατήστε τα χέρια, τα χέρια και/ή τα πόδια μέσα στην κουβέρτα αλουμινίου για να επιτύχετε τη μέγιστη συγκράτηση της θερμότητας.

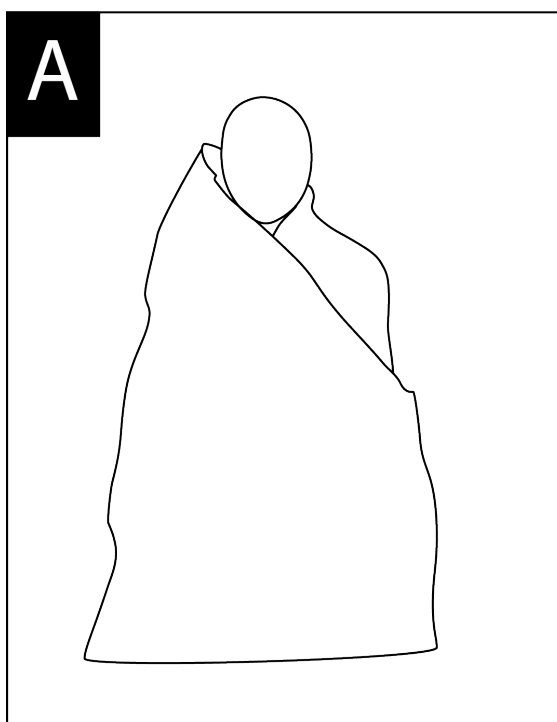


Τυλίξτε την κουβέρτα με αλουμινόχαρτο σφιχτά γύρω από τον ασθενή, ξαπλωμένο. Εάν είναι δυνατόν, τοποθετήστε την κουβέρτα κάτω από τον ασθενή για να επιτύχετε τη μέγιστη συγκράτηση της θερμότητας.

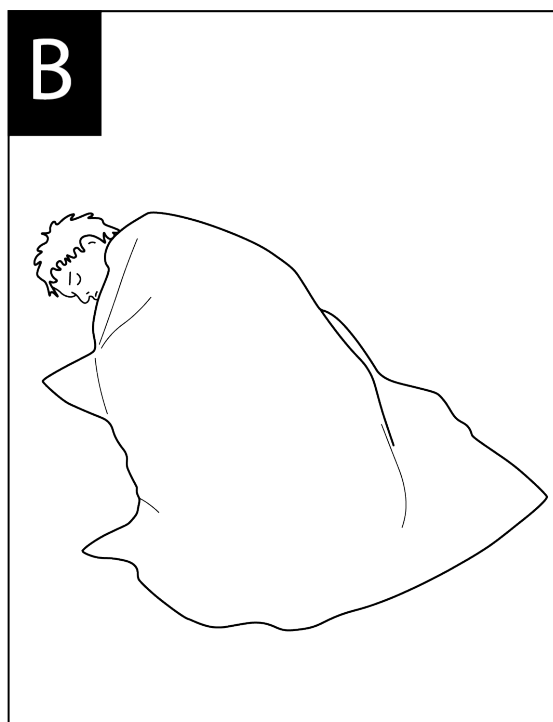


Irish

Treoir le Úsáid



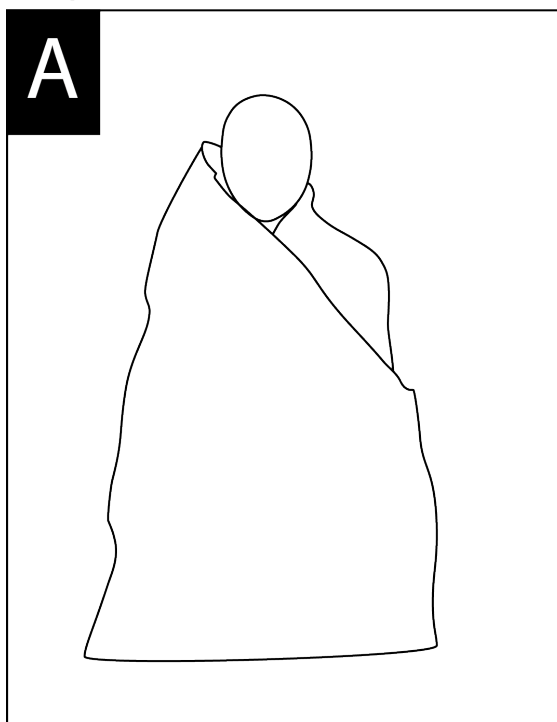
Wrap brat scragall go docht timpeall an othair, ina sheasamh nó ina shuí. Coinnigh na lámha, na lámha agus nó na cosa taobh istigh den bhrat scragall chun coinneáil teasa uasta a fháil.



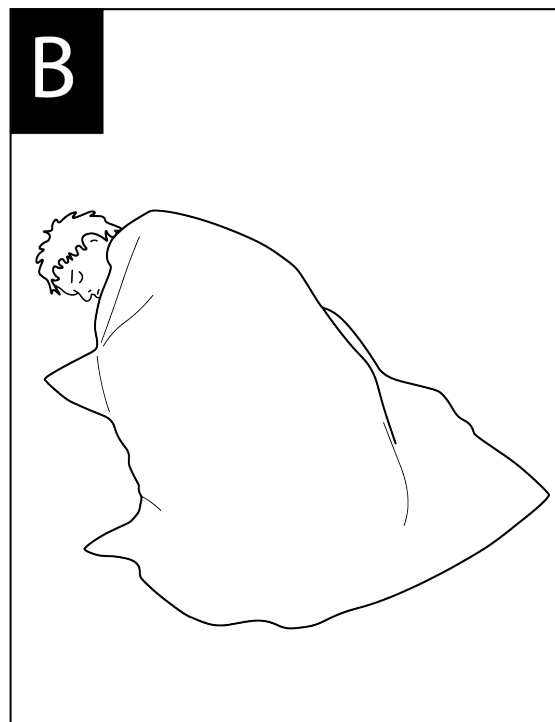
Wrap brat scragall go docht timpeall an othair, atá suite. Más féidir, blaincéad milseán faoi bhun an othair chun coinneáil teasa uasta a fháil.

Italian

Istruzioni per l'uso



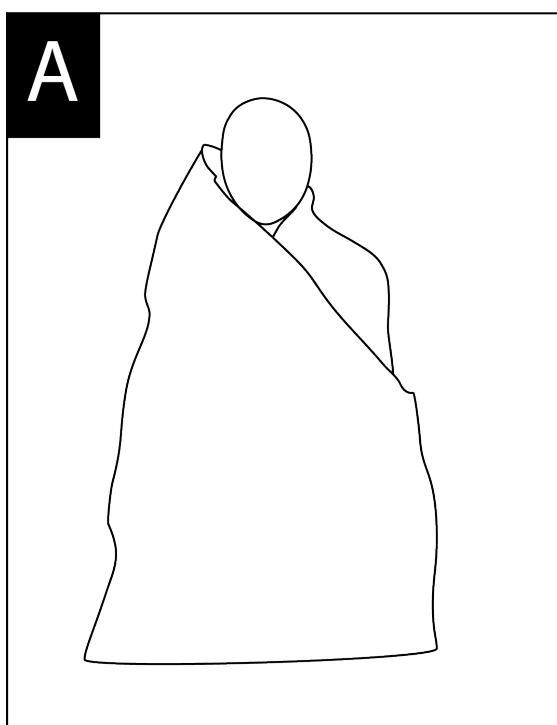
Avvolgere strettamente la coperta di alluminio attorno al paziente, in piedi o seduto. Tenere le mani, le braccia e/o i piedi all'interno della coperta di alluminio per ottenere la massima ritenzione del calore.



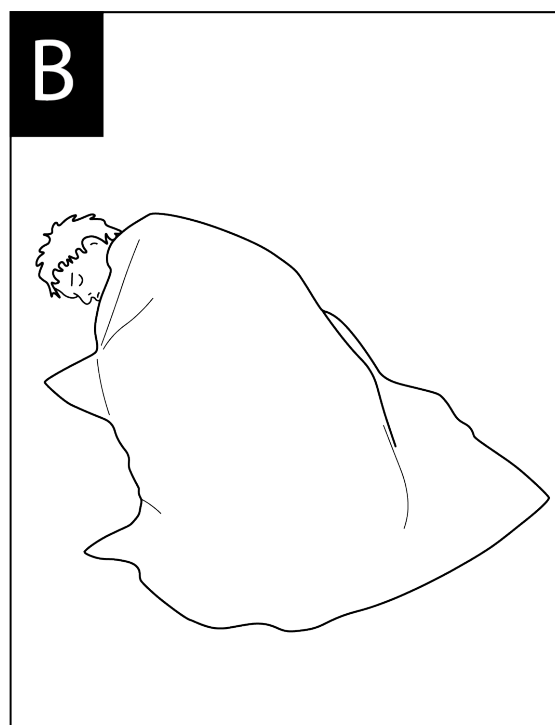
Avvolgere strettamente la coperta di alluminio attorno al paziente, sdraiato. Se possibile, infilare la coperta sotto il paziente per ottenere la massima ritenzione di calore.

Latvian

Lietošanas instrukcija



Cieši aptiniet folijas segu pacientam, stāvot vai sēdus. Turiet rokas, rokas un/vai kājas folijas segas iekšpusē, lai nodrošinātu maksimālu siltuma saglabāšanu.




Cieši aptiniet folijas segu ap pacientu, kas atrodas guļus stāvoklī. Ja iespējams, palieciet segu zem pacienta, lai nodrošinātu maksimālu siltuma saglabāšanu.

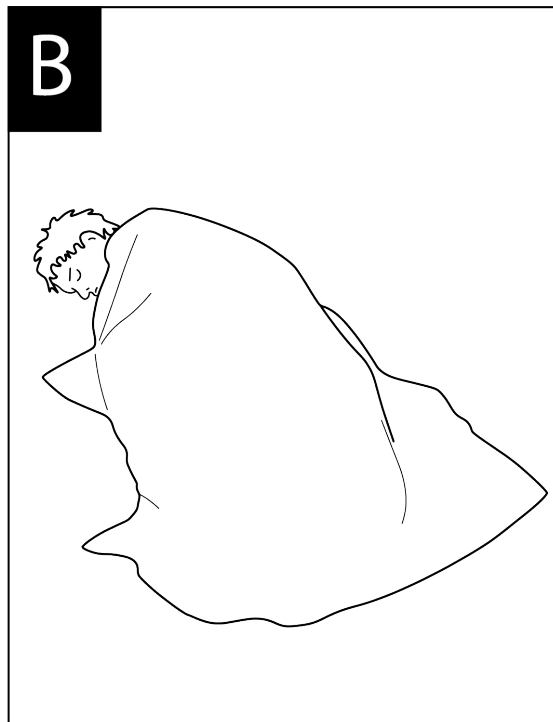


Lithuanian

Naudojimo instrukcija



Tvirtai apvyniokite folijos antklodę ant paciento, stovinčio ar sėdinčio. Rankas, rankas ir (arba) kojas laikykite folijos antklodėje, kad maksimaliai išlaikytumėte šilumą.




Tvirtai apvyniokite folijos antklodę aplink gulintį pacientą. Jei įmanoma, uždėkite antklodę po pacientu, kad maksimaliai išlaikytumėte šilumą.

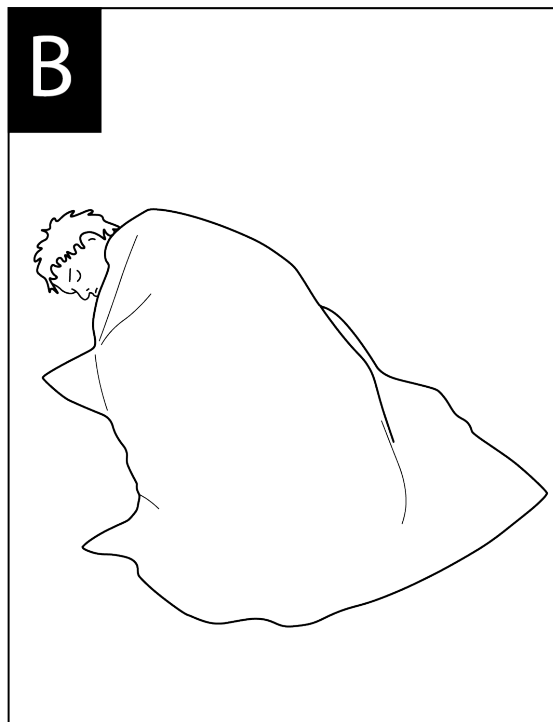


Maltese

Istruzzjoni għall-Użu

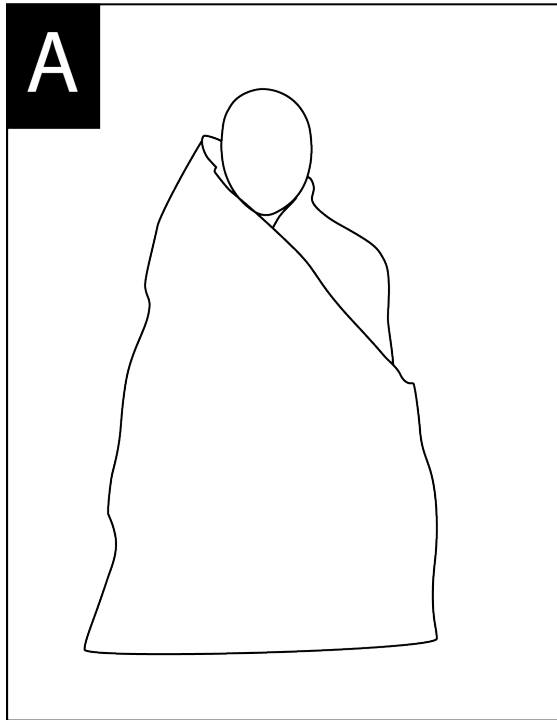


Keġbej ktra tal-fojl sewwa madwar il-pazjent, bilwieqfa jew bilqiegħda. Żomm l-idejn, id-dirgħajn u jew is-saqajn ġewwa l-kutra tal-fojl biex tikseb iż-żamma massima tas-šħana.

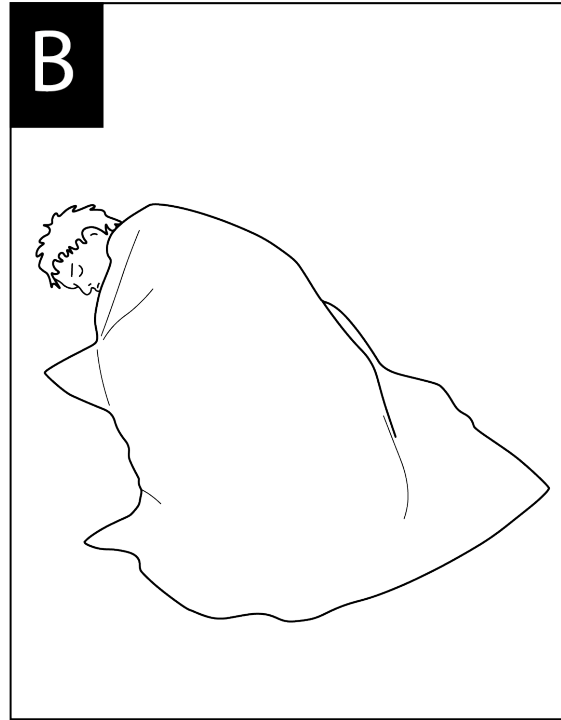


Keġbej ktra tal-fojl sewwa madwar il-pazjent, mimdud. Jekk possibbli, daħħal ktra taħt il-pazjent biex tikseb iż-żamma massima tas-šħana.

  **Dutch**
Gebruiksaanwijzing

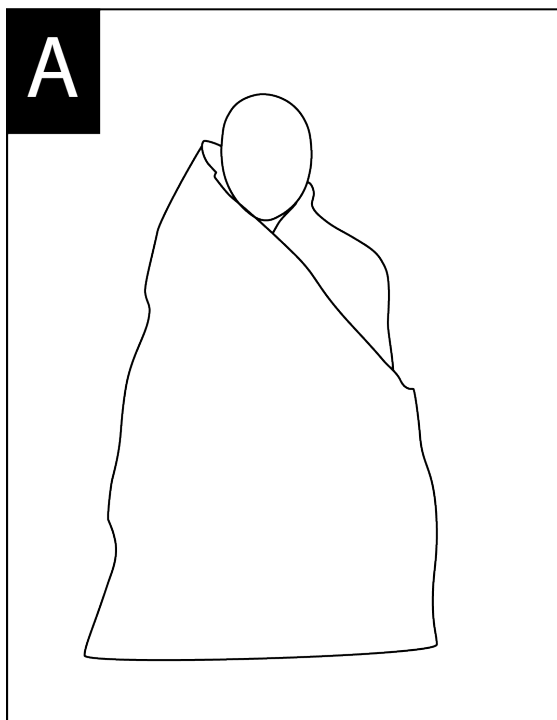


Wikkel de foliedeken strak om de patiënt, staand of zittend. Houd handen, armen en of voeten binnen de foliedeken om maximale warmteopslag te verkrijgen.

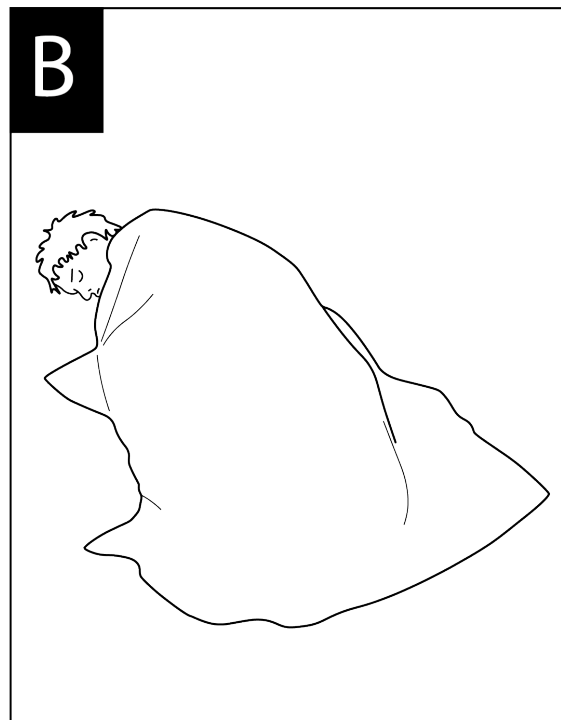


Wikkel de folie deken om de liggende patiënt. Leg indien mogelijk de deken onder de patiënt om maximaal warmtebehoud te verkrijgen.

 **Polish**
Instrukcja użytkowania



Owinąć szczelnie koc foliowy wokół pacjenta stojącego lub siedzącego. Trzymaj ręce, ramiona i lub stopy wewnątrz foliowego koca, aby uzyskać maksymalne zatrzymanie ciepła.

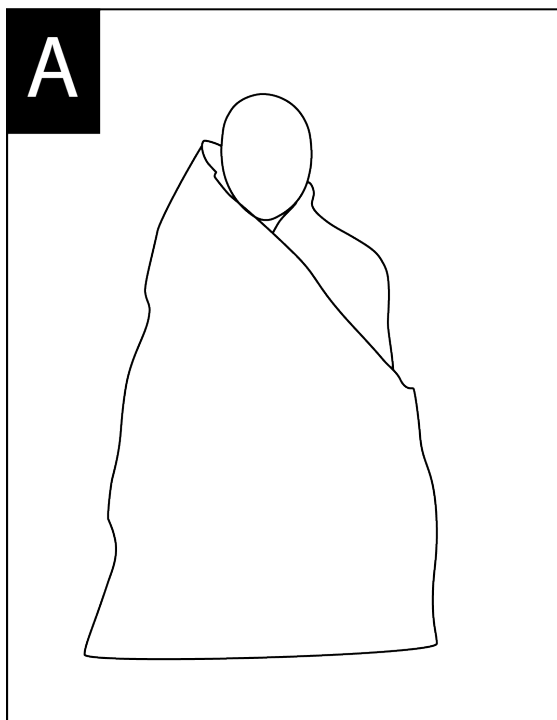


Pacjenta owinąć ciasno kocem foliowym, leżąc. Jeśli to możliwe, podłóż koc pod pacjenta, aby uzyskać maksymalne zatrzymanie ciepła.

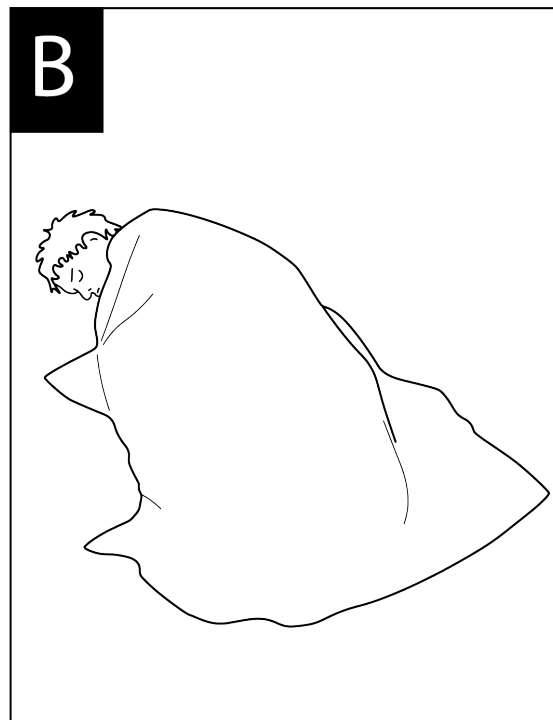


Portuguese

Instrução de uso



Enrole o cobertor de alumínio firmemente ao redor do paciente, em pé ou sentado. Mantenha as mãos, braços e ou pés dentro da manta de alumínio para obter a máxima retenção de calor.

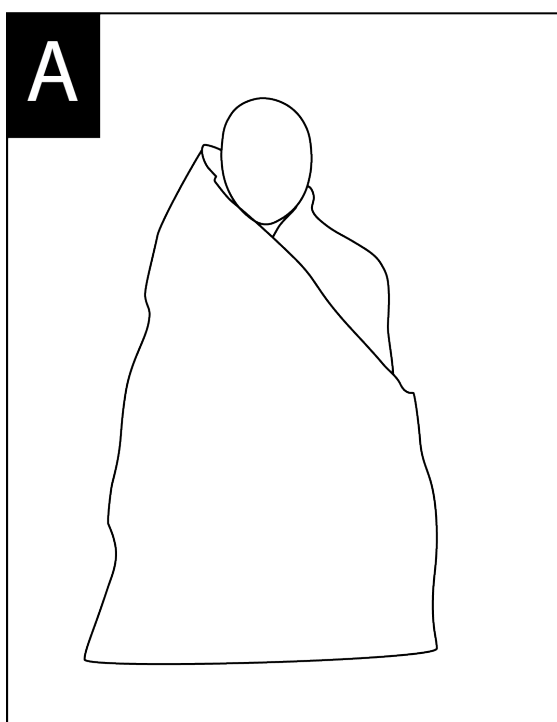


Enrole o cobertor de alumínio firmemente ao redor do paciente, deitado. Se possível, coloque o cobertor embaixo do paciente para obter a máxima retenção de calor.

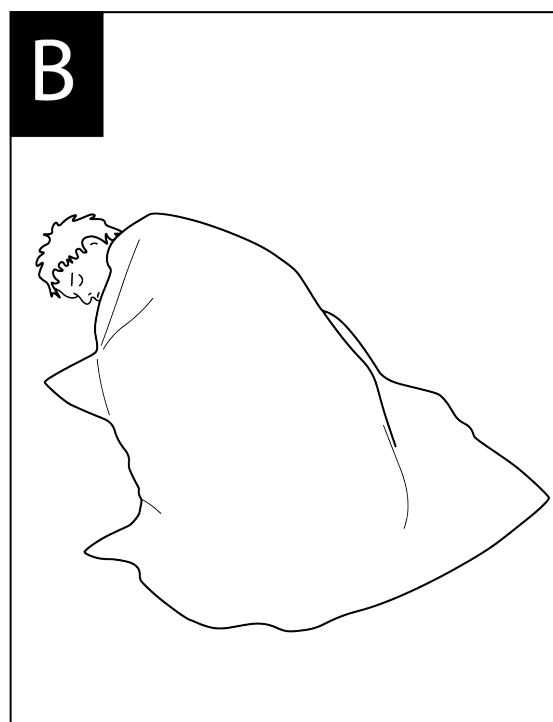


Romanian

Instrucțiuni de folosire



Înfășurați bine pătura de folie în jurul pacientului, în picioare sau așezat. Păstrați mâinile, brațele și/sau picioarele în interiorul păturii din folie pentru a obține o retenție maximă a căldurii.

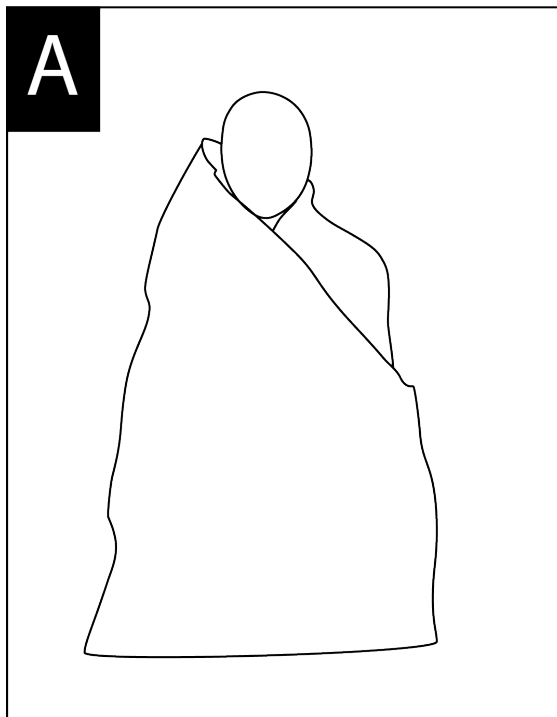


Înfășurați bine pătura de folie în jurul pacientului, întins. Dacă este posibil, plasați pătura sub pacient pentru a obține o retenție maximă a căldurii.

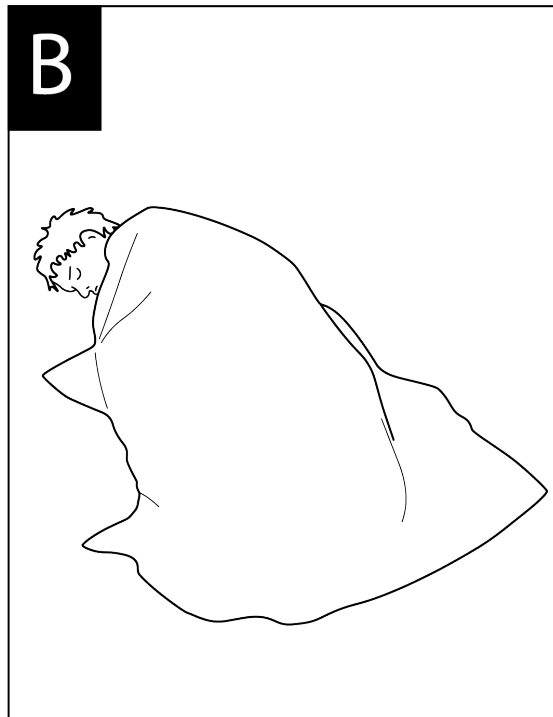


Slovak

Návod na použitie



Pevne omotajte fóliovú prikrývku okolo pacienta, stojaceho alebo sediaceho. Ruky, paže alebo nohy držte vo fóliovej prikrývke, aby ste dosiahli maximálne zadržiavanie tepla.

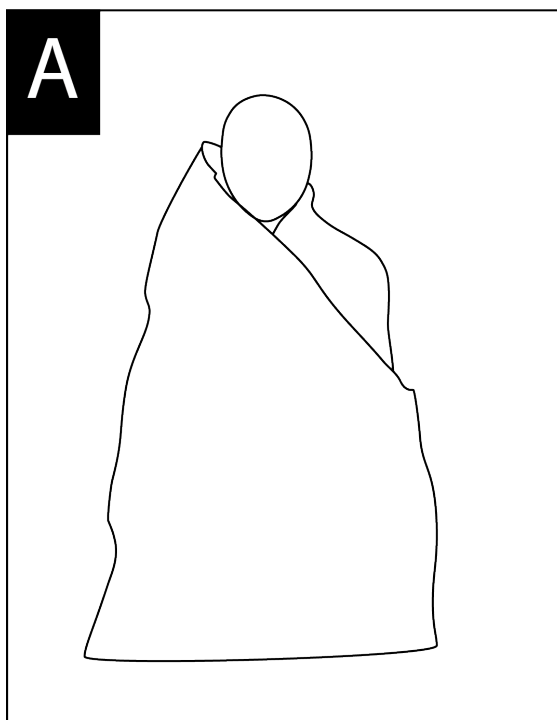


Ležiaceho pacienta pevne omotajte fóliovou prikrývkou. Ak je to možné, zastrčte pod pacienta prikrývku, aby ste dosiahli maximálne zadržiavanie tepla.

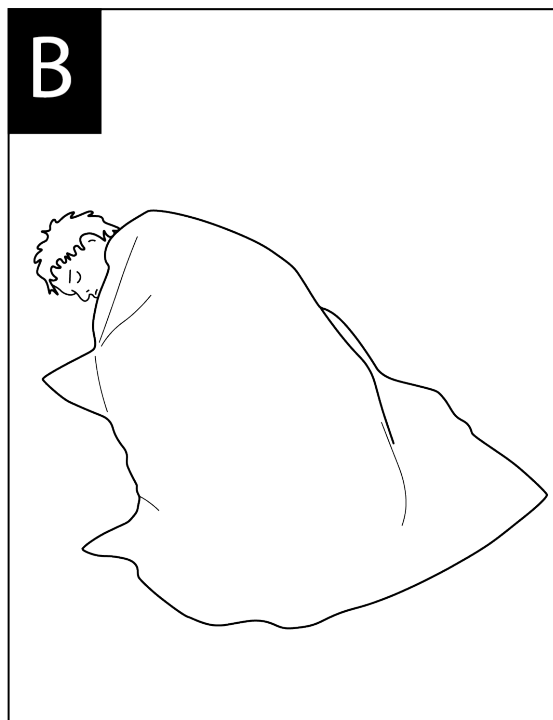


Slovenian

Navodila za uporabo



Pacienta, stoječe ali sedeče, tesno ovijte s folijo. Roke, roke in/ali noge naj bodo znotraj odeje iz folije, da dosežete maksimalno zadrževanje toplote.

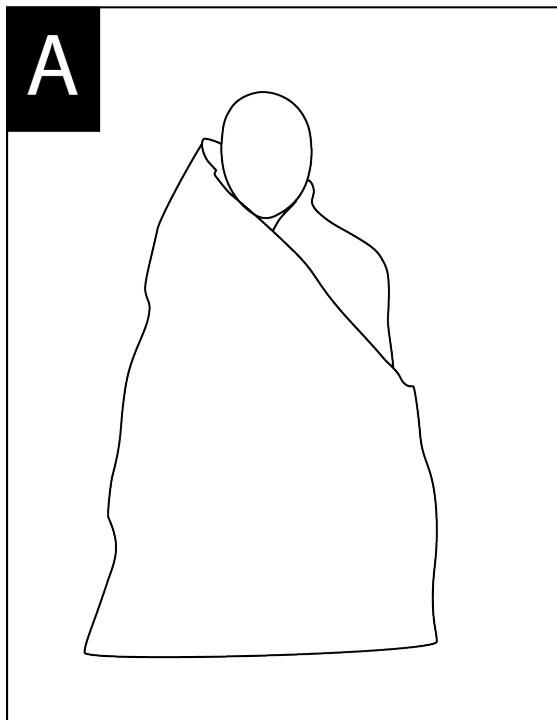


Pacienta, ki leži, tesno ovijte s folijo. Če je mogoče, pod pacienta natakните odejo, da zagotovite maksimalno zadrževanje toplote.

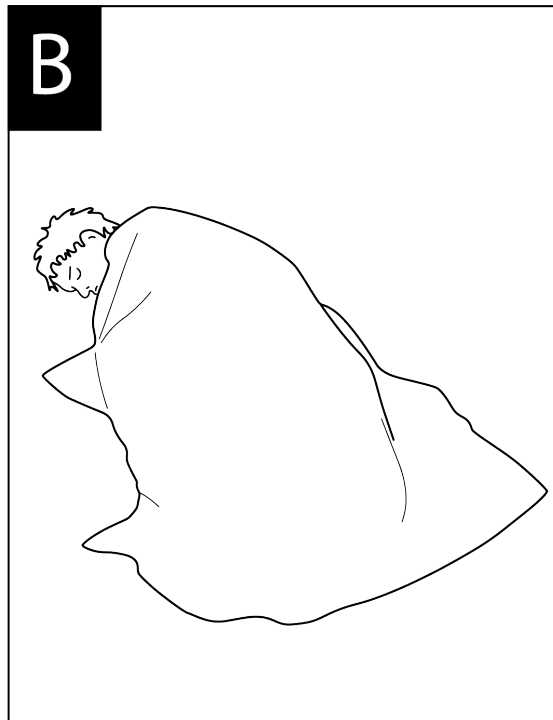


Spanish

Instrucciones de uso



Envuelva bien la manta de aluminio alrededor del paciente, de pie o sentado. Mantenga las manos, los brazos o los pies dentro de la manta de aluminio para obtener la máxima retención de calor.

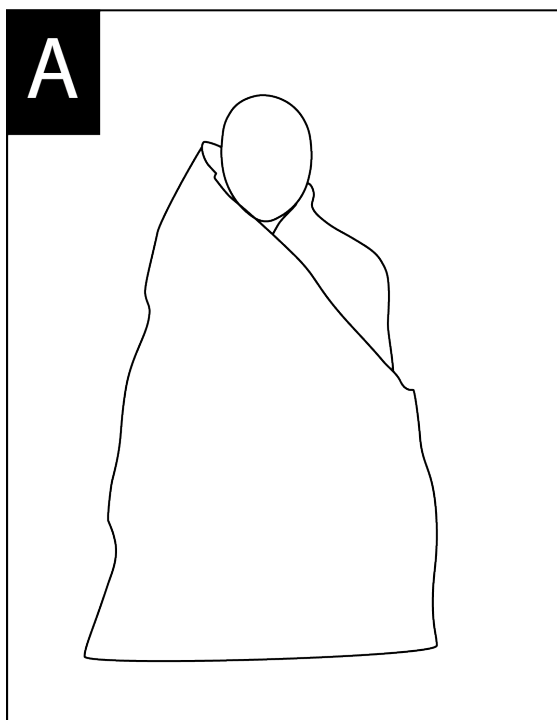


Envuelva con fuerza una manta de aluminio alrededor del paciente, acostado. Si es posible, meta la manta debajo del paciente para obtener la máxima retención de calor.

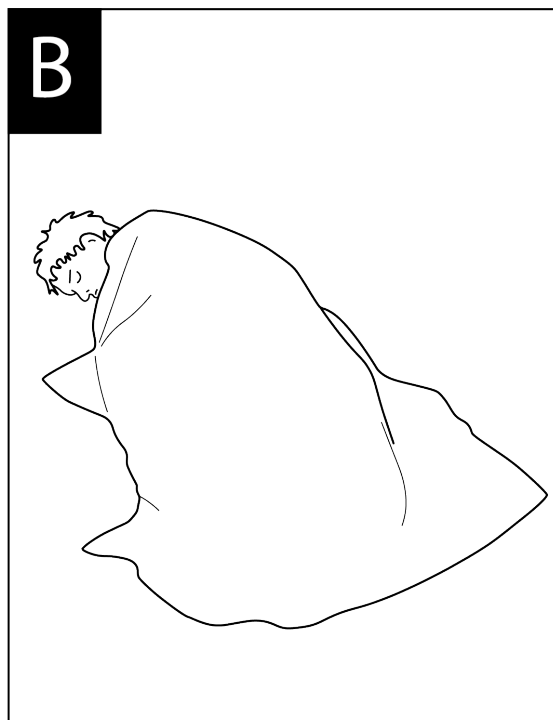


Swedish

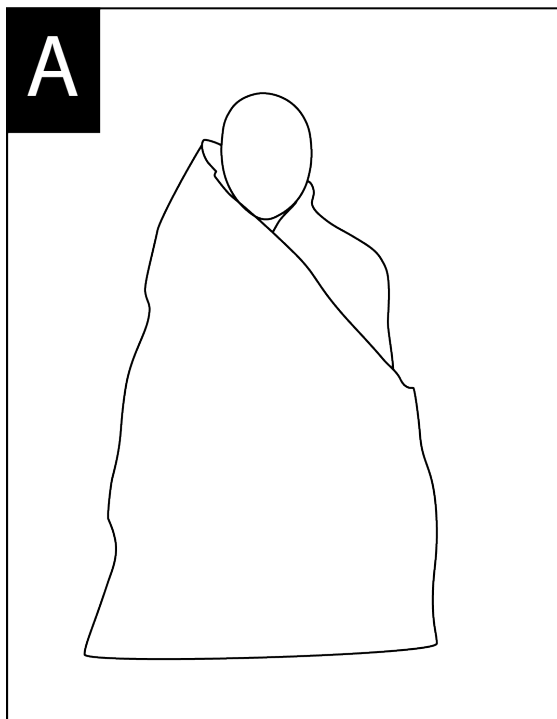
Instruktion för användning



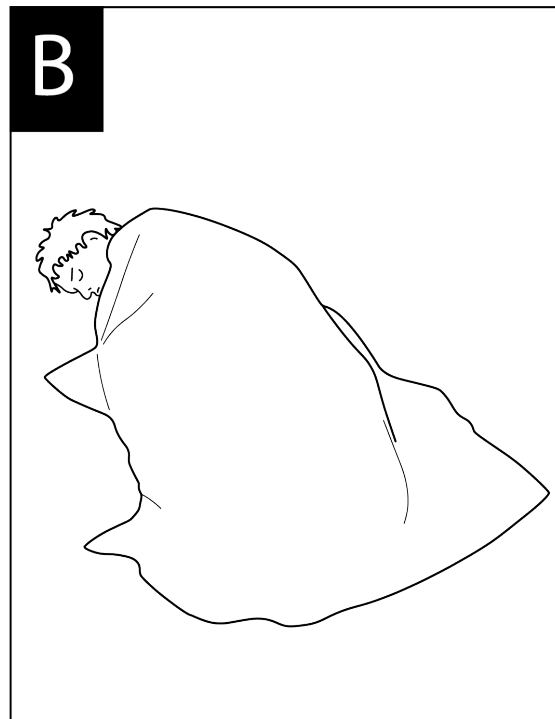
Linda foliefilten tätt runt patienten, stående eller sittande. Håll händer, armar och/eller fötter inne i foliefilten för att få maximal värmebevarande.



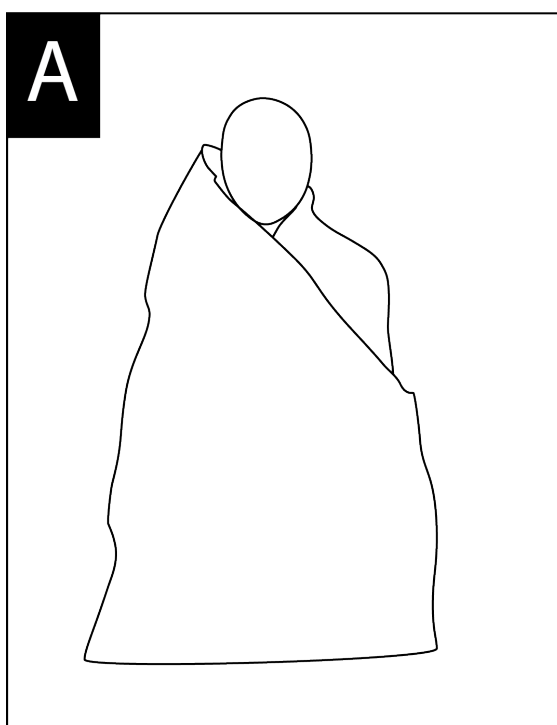
Linda foliefilten tätt runt patienten liggande. Om möjligt, stoppa filten under patienten för att få maximal värmebevarande.



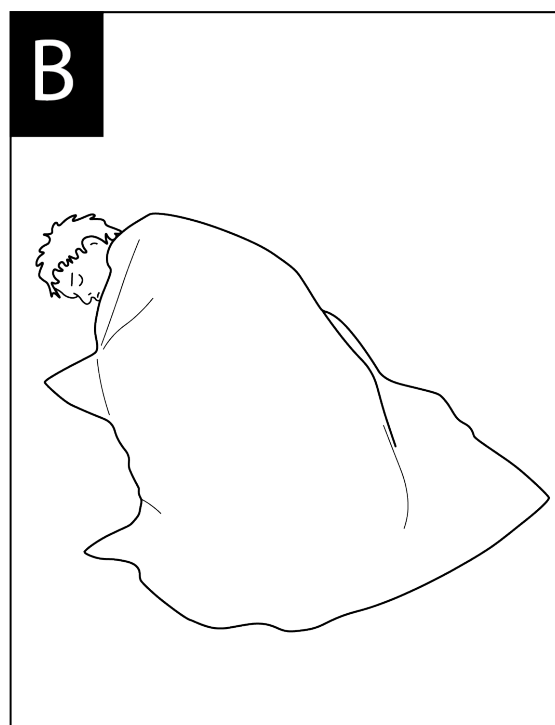
Pevně omotejte fóliovou přikrývku kolem pacienta, stojícího nebo sedícího. Udržujte ruce, paže nebo nohy uvnitř fóliové přikrývky, abyste dosáhli maximálního zadržení tepla.



Ležícího pacienta pevně zabalte do fólie. Pokud je to možné, zastrčte pod pacienta přikrývku, abyste dosáhli maximálního udržení tepla.



Wickeln Sie die Foliendecke eng um den stehenden oder sitzenden Patienten. Halten Sie Hände, Arme und/oder Füße in der Foliendecke, um eine maximale Wärmespeicherung zu erreichen.

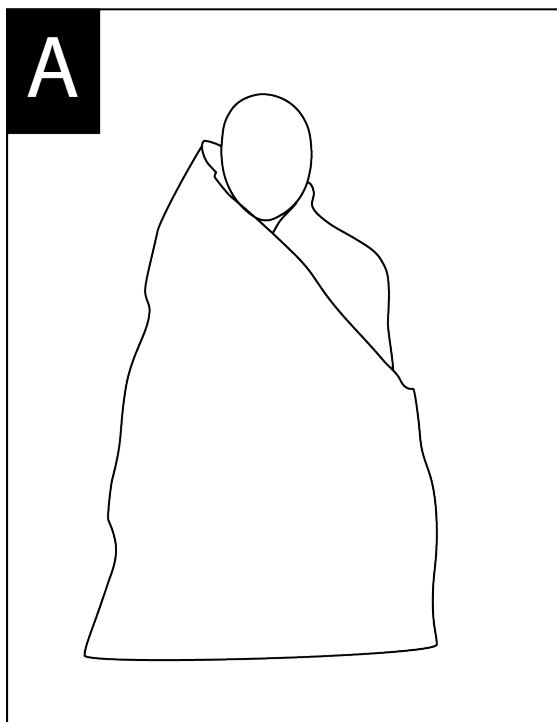


Wickeln Sie die Foliendecke eng um den liegenden Patienten. Legen Sie, wenn möglich, eine Decke unter den Patienten, um eine maximale Wärmespeicherung zu erreichen.

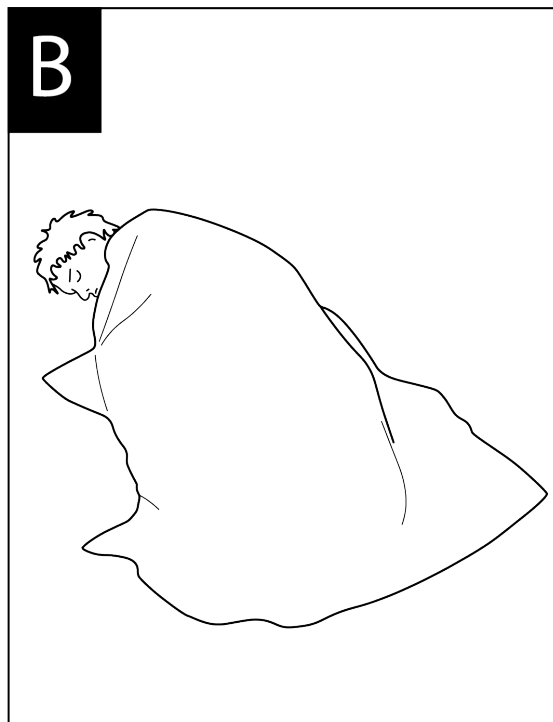


Hungarian

Használati utasítás



Tekerje szorosan a fóliatakarót a páciens köré, állva vagy ülve. Tartsa a kezét, karját és/vagy lábát a fóliatakaró belsejében a maximális hőtartás érdekében.

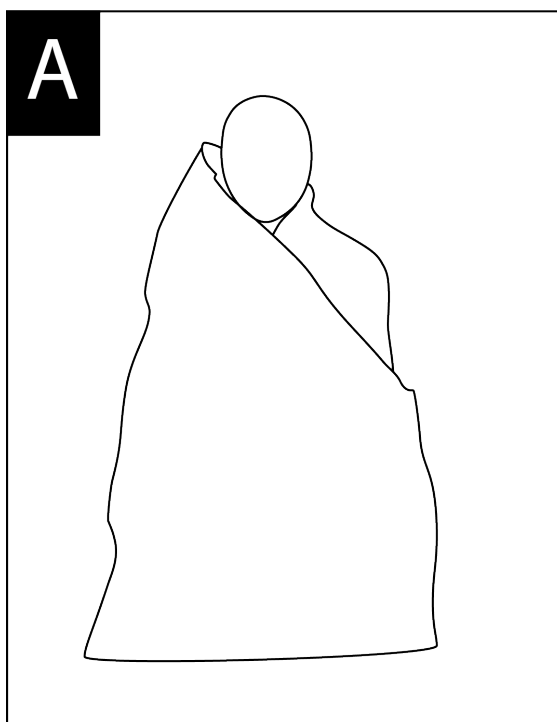


Tekerje szorosan a fóliatakarót a fekvő beteg köré. Ha lehetséges, helyezzen takarót a páciens alá a maximális hőtartás érdekében.

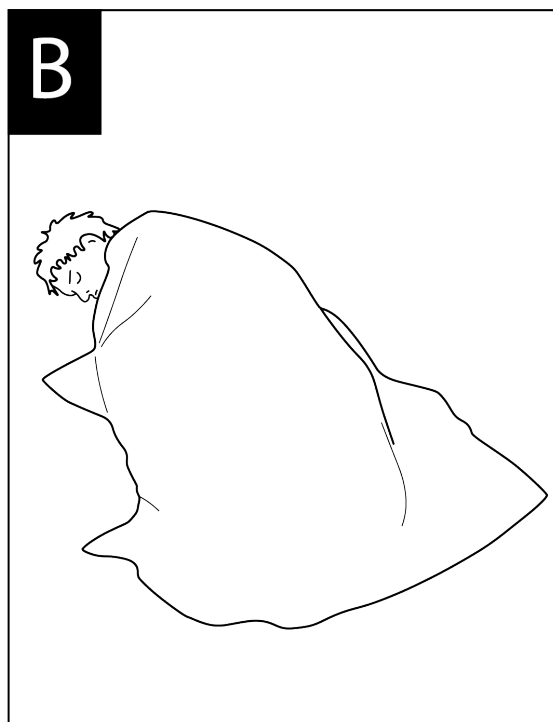


Croatian

Upute za uporabu



Čvrsto omotajte foliju oko pacijenta, stojeći ili sjedeći. Držite ruke, ruke i/ili stopala unutar pokrivača od folije kako biste postigli maksimalno zadržavanje topline.




Čvrsto omotajte foliju oko pacijenta koji leži. Ako je moguće, stavite pokrivač ispod pacijenta kako biste postigli maksimalno zadržavanje topline.

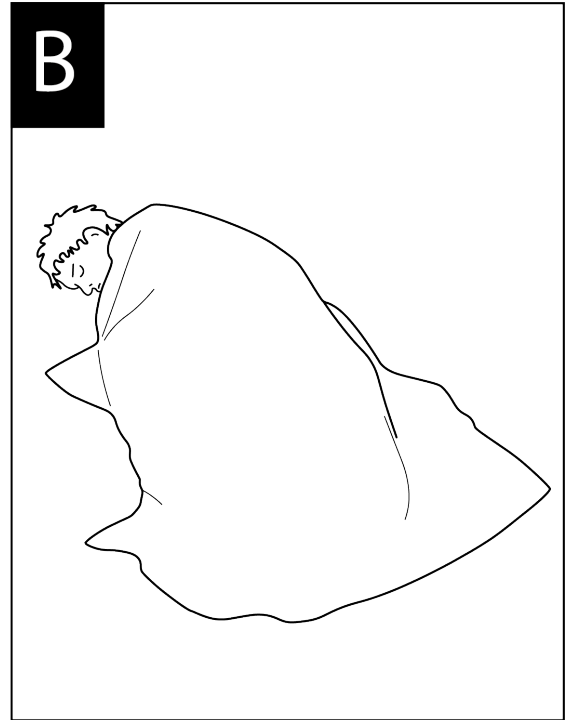


Norwegian

Bruksanvisning



Pakk folieteppe godt rundt pasienten, stående eller sittende. Hold hender, armer og/eller føtter inne i folieteppe for å oppnå maksimal varmeoppbevaring.

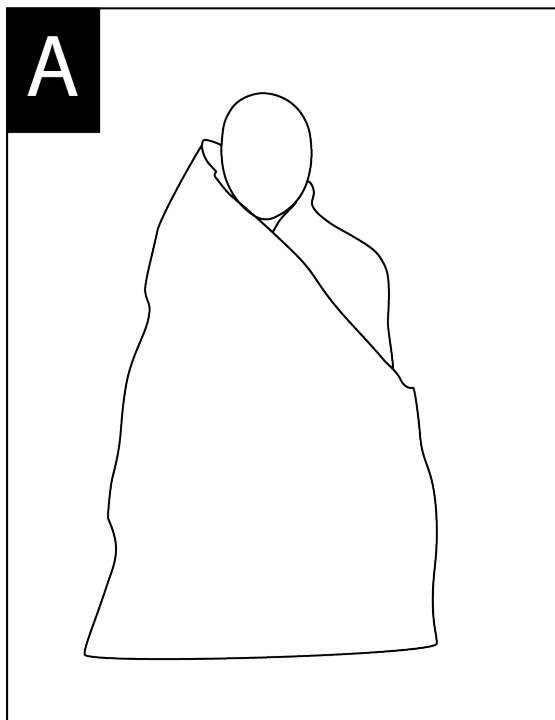


Pakk folieteppe godt rundt pasienten, liggende. Hvis mulig, legg teppet under pasienten for å oppnå maksimal varmeoppbevaring.

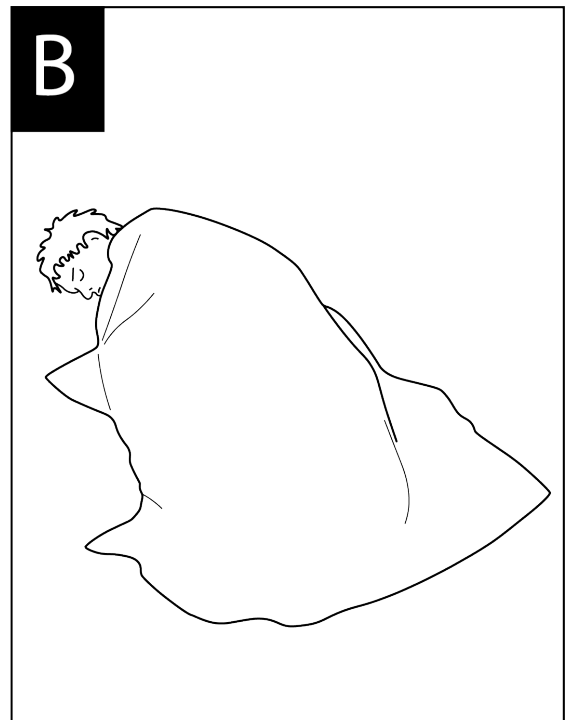


Icelandic

Notkunarleiðbeiningar



Vefjið álpappírsteppi þétt utan um sjúkling, standandi eða sitjandi. Haltu höndum, handleggjum og/eða fótum inni í álpappírsteppinu til að ná hámarks hita varðveislu.



Vefjið þynnuteppi þétt utan um sjúklinginn, liggjandi. Ef mögulegt er skaltu setja teppi undir sjúklinginn til að ná hámarks hita varðveislu.



Meier-Medizintechnik GmbH
Friedewalder Straße 22
Tel. +49 (0)5704 167 301
www.meier-medizintechnik.de